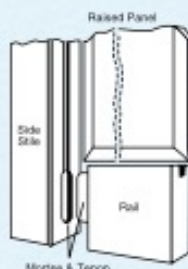




1 3/8" HEAVY DUTY RAISED Panel Shutters

SPECIFICATIONS

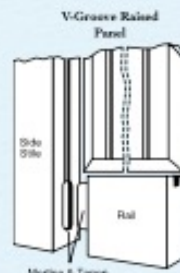
Side Stiles:	2" x 1 3/8"
Top Rail:	3 3/4" x 1 1/8"
Center Rail:	2 3/4" x 1 1/8"
Bottom Rail:	3 3/4" x 1 1/8"



1 3/8" DESIGNLINE RAISED Panel Shutters

SPECIFICATIONS

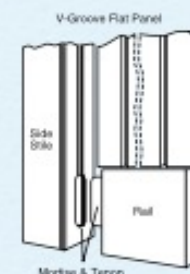
Side Stiles:	2 3/4" x 1 3/8"
Top Rail:	2 3/4" x 1 3/8"
Center Rail:	2 3/4" x 1 3/8"
Bottom Rail:	3 3/4" x 1 3/8"



1 3/8" HEAVY DUTY V-Groove Flat Panel Shutters

SPECIFICATIONS

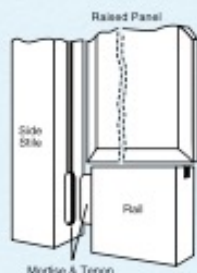
Side Stiles:	2" x 1 3/8"
Top Rail:	3 3/4" x 1 1/8"
Center Rail:	2 3/4" x 1 1/8"
Bottom Rail:	3 3/4" x 1 1/8"
V-Groove Width:	1/2"



1 1/8" STANDARD RAISED Panel Shutters

SPECIFICATIONS

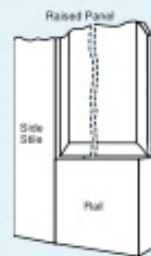
Side Stiles:	1 1/2" x 1 1/8"
Top Rail:	2 3/4" x 1 1/8"
Center Rail:	2 3/4" x 1 1/8"
Bottom Rail:	3 3/4" x 1 1/8"



Composite Raised Panel Shutters

SPECIFICATIONS

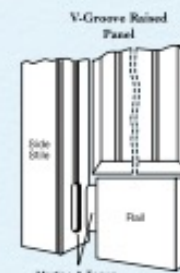
Side Stiles:	2 1/4" x 1 1/4"
Top Rail:	4" x 1 1/4"
Center Rail:	3" x 1 1/4"
Bottom Rail:	4" x 1 1/4"



1 3/8" HEAVY DUTY V-Groove Raised Panel Shutters

SPECIFICATIONS


Side Stiles:	2" x 1 3/8"
Top Rail:	3 3/4" x 1 1/8"
Center Rail:	2 3/4" x 1 1/8"
Bottom Rail:	3 3/4" x 1 1/8"
V-Groove Width:	1/2"





Hardware

Southern Shutter offers a complete line of quality manufactured mounting hardware for your exterior shutters. Our hardware provides the perfect finishing touch for our custom crafted exterior shutters.



S-holdback with latch

Slide Bolt



S-Hook

Plate Pintel & Strap

L-hinge & Jamb Pintel

Plate Pintel & Strap



Jamb Pintel, Hook & Strap, & S-Hook

Hook & Latch

Copper Caps

Pushrods

Wood Ventilators

Available in a variety of shapes, styles, and sizes to meet your specifications.

See our lookbook or call your Southern Shutter dealer for availability and price quotes.

SPECIFICATIONS

Standard Jamb: 3 1/2"

Jamb with Drip Seal: 2 1/8"

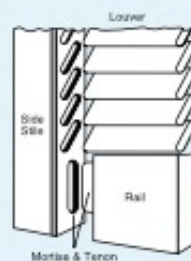
180 Brick Mold Trim



1 3/8" HEAVY DUTY TRUE Louver Shutters

SPECIFICATIONS

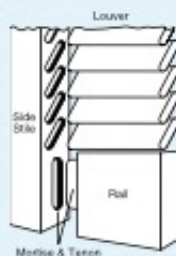
Side Stiles:	2" x 1 3/8"
Top Rail:	3 3/4" x 1 1/8"
Center Rail:	2 3/4" x 1 1/8"
Bottom Rail:	3 3/4" x 1 1/8"
Louver:	1 5/8" x 3/8"



1 1/8" STANDARD TRUE Louver Shutters

SPECIFICATIONS

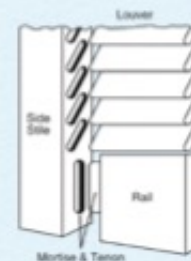
Side Stiles:	1 1/8" x 2 3/4"
Top Rail:	2 3/4" x 1 1/8"
Center Rail:	2 3/4" x 1 1/8"
Bottom Rail:	3 3/4" x 1 1/8"
Louver:	1 3/8" x 1/4"



1 3/8" DESIGNLINE TRUE Louver Shutters

SPECIFICATIONS

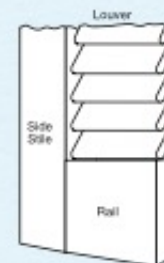
Side Stiles:	2 3/4" x 1 3/8"
Top Rail:	2 3/4" x 1 3/8"
Center Rail:	2 3/4" x 1 3/8"
Bottom Rail:	3 3/4" x 1 3/8"



True Louver Composite Shutters

SPECIFICATIONS

Side Stiles:	2 1/4" x 1 1/4"
Top Rail:	4" x 1 1/4"
Center Rail:	3" x 1 1/4"
Bottom Rail:	4" x 1 1/4"



Pre-Finishing Options for Exterior Shutters

QUALITY SHUTTERS DESERVE A QUALITY FINISH

As an added service to our customers, Southern Shutter Company is proud to offer our exterior shutters pre-finished and ready to install.



Option 1: Spray Primed

Each shutter is spray primed with an oil-based sealing primer on all 6 sides.

Option 2: Ready for Finishing

Each shutter is sanded and primed with oil-based primer. Then it is sanded again in preparation for final finishing.

Option 3: Ready for Installation

Each shutter is sanded, primed with an oil-based primer, and sanded again. The primed shutter is then finished with a premium exterior paint in your choice of color.



1 3/8" DESIGNLINE **Bahama Shutters**

SPECIFICATIONS


Side Stiles: 2 3/4" x 1 3/8"
Top Rail: 2 3/4" x 1 3/8"
Center Rail: 2 3/4" x 1 3/8"
Bottom Rail: 3 3/4" x 1 3/8"
Louver (shown): 1 7/8" x 3/8"

*Bahama style shutters are available in all louver and panel options.

Bahama Composite Shutters

SPECIFICATIONS

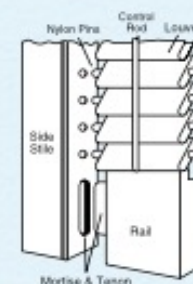
Side Stiles: 2 1/4" x 1 1/4"
Top Rail: 2 1/4" x 1 1/4"
Center Rail: 2 1/4" x 1 1/4"
Bottom Rail: 2 1/4" x 1 1/4"



1 3/8" HEAVY DUTY **Movable Louver Shutters**

SPECIFICATIONS

Side Stiles: 2" x 1 3/8"
Top and Bottom Rail: 3 3/4" x 1 1/8"
Center Rail: 2 3/4" x 1 1/8"
Louver Thickness: 3/8"
Louver Widths: 1 7/8", 2 1/2", & 3 1/2"



Board and Batten Shutters

SPECIFICATIONS

Board Thickness: 1" Board Width:
Varies with overall shutter width

All shutters over 42" tall are constructed with 3 horizontal battens.

